

☒ Standard
 ☐ Optional
 ☐ Non applicabile / Not applicable









		V653	V648	V644	V643	V585	V555.1	V540	B441	B432	B331	B222	B212	B112	B110
<b>Carter / Wheel Guards</b>															
	<b>3M563</b> Carter (Solo per B212 e B222) Wheel-guard (only for B212 and B222)	X	X	X	X	X	X	<input checked="" type="checkbox"/>	X	X	X	<input checked="" type="checkbox"/>	<input checked="" type="checkbox"/>	X	X
	<b>3M600</b> Carter (Solo per B304.S, B305.S, B306.S, B306.G2.S, B325.S, B326.S, B331.S, V585.S) Wheel-guard (only for B304.S, B305.S, B306.S, B306.G2.S, B325.S, B326.S, B331.S, V585.S)	X	X	X	X	X	X	X	X	<input checked="" type="checkbox"/>	<input checked="" type="checkbox"/>	X	X	X	X
	<b>3M747</b> Carter (Solo per V555 e V585 dopo 2008) Wheel-guard (only for V555 and V585 after 2008)	X	X	X	X	<input checked="" type="checkbox"/>	<input checked="" type="checkbox"/>	X	X	X	X	X	X	X	X
	<b>3M3102</b> Schermo antischizzo in ABS (Per tutte le equilibratrici con Sistema misura esterno) Lower wheel-guard (can only fit on wheel balancers equipped with External Measuring System)	<input checked="" type="checkbox"/>	<input checked="" type="checkbox"/>	<input checked="" type="checkbox"/>	<input checked="" type="checkbox"/>	<input checked="" type="checkbox"/>	<input checked="" type="checkbox"/>	<input checked="" type="checkbox"/>	<input checked="" type="checkbox"/>	<input checked="" type="checkbox"/>	<input checked="" type="checkbox"/>	X	X	X	X
	<b>2M3102</b> Schermo antischizzo in ABS (Per tutte le equilibratrici con Sistema misura esterno) Lower wheel-guard (can only fit on wheel balancers equipped with External Measuring System)	X	X	X	X	<input checked="" type="checkbox"/>	<input checked="" type="checkbox"/>	<input checked="" type="checkbox"/>	<input checked="" type="checkbox"/>	<input checked="" type="checkbox"/>	<input checked="" type="checkbox"/>	X	X	X	X
<b>Sistemi di misura e accessori / Measuring gauges and accessories</b>															
	<b>3M748.001</b> D Sistema misura esterno (per V555 da matricola E56009081150 e V585 da matricola E56106090441) D External Measuring System (for V555 from serial number E56009081150 and V585 from serial number E56106090441)	<input checked="" type="checkbox"/>	X	<input checked="" type="checkbox"/>	<input checked="" type="checkbox"/>	<input checked="" type="checkbox"/>	<input checked="" type="checkbox"/>	X	<input checked="" type="checkbox"/>	X	X	X	X	X	X
	<b>3M748.005</b> Sistema misura esterno per V540 External Measuring System for V540	X	X	X	X	X	X	<input checked="" type="checkbox"/>	X	X	X	X	X	X	X
	<b>3M3462</b> Prolunga 28" braccetto ALU-S ALU-S arm 28" rim extension	<input checked="" type="checkbox"/>	<input checked="" type="checkbox"/>	<input checked="" type="checkbox"/>	<input checked="" type="checkbox"/>	<input checked="" type="checkbox"/>	<input checked="" type="checkbox"/>	<input checked="" type="checkbox"/>	<input checked="" type="checkbox"/>	<input checked="" type="checkbox"/>	<input checked="" type="checkbox"/>	<input checked="" type="checkbox"/>	<input checked="" type="checkbox"/>	X	X
<b>Flange / Adapters</b>															
	<b>3M1054.002</b> Kit KF.40 Fuoristrada e Furgoni ø40mm (diam. 98-175 mm) (comprende CF) Kit KF.40 Off-road and Light Trucks Kit (98-175 mm) (includes CF)	<input checked="" type="checkbox"/>	<input checked="" type="checkbox"/>	<input checked="" type="checkbox"/>	<input checked="" type="checkbox"/>	<input checked="" type="checkbox"/>	<input checked="" type="checkbox"/>	<input checked="" type="checkbox"/>	<input checked="" type="checkbox"/>	<input checked="" type="checkbox"/>	<input checked="" type="checkbox"/>	<input checked="" type="checkbox"/>	<input checked="" type="checkbox"/>	<input checked="" type="checkbox"/>	<input checked="" type="checkbox"/>

✓ Standard    ✓ Optional    ✗ Non applicabile / Not applicable

		V653	V648	V644	V643	V585	V555.1	V540	B441	B432	B331	B222	B212	B112	B110
	<b>2M0968.002</b> CF Cono Fuoristrada ø40mm (94-137mm) CF Cone for Off-roads ø40mm (94-137mm)	✓	✓	✓	✓	✓	✓	✓	✓	✓	✓	✓	✓	✓	✓
	<b>4M0968.002</b> CP Cono Fuoristrada ø40mm (94-114,5mm) per centraggio dall'interno (consigliato per V65x and B44x) CP Cone for Off-roads ø40mm (94-114,5mm) for back-cone mounting (recommended for V65x and B44x)	✓	✓	✓	✓	✓	✓	✓	✓	✓	✓	✓	✓	✓	✓
	<b>2M3482.002</b> Cono per Crafter VW ø40mm Cone for Crafter VW ø40mm	✓	✓	✓	✓	✓	✓	✓	✓	✓	✓	✓	✓	✓	✓
	<b>3M461.002</b> FUL-HD Flangia Universale tipo Uni-Lug ø40mm a 3-4-5-6 fori completa di anelli di centraggio. FUL-HD Uni-Lung Universal Flange ø40mm (3-4-5-6 holes) with centering rings. 2M1091 ø 58mm (Fiat) 2M1795 ø 60mm (Renault) 2M1796 ø 65mm (Peugeot) (ø min. 90mm - max 208mm)	✓	✓	✓	✓	✓	✓	✓	✓	✓	✓	✓	✓	✓	✓
	<b>3M461.003</b> FUL-HDL Flangia Universale tipo Uni-Lug ø40mm a 3-4-5-6 fori FUL-HD Uni-Lung Universal Flange ø40mm (3-4-5-6 holes) (ø min. 90mm - max 208mm)	✓	✓	✓	✓	✓	✓	✓	✓	✓	✓	✓	✓	✓	✓
	<b>3M3738</b> KIT FLANGE QUICKPLATE 4-5-6 LOCH ø40mm KIT QUICKPLATE FLANGE 4-5-6 LOCH ø40mm	✓	✓	✓	✓	✓	✓	✓	✓	✓	✓	✓	✓	✓	✓
	<b>3M3644</b> KIT DUO EXPERT (da usare solo con 3M3738): - 3 Boccole a espansione 54-78mm - Valigia - Pannello murale KIT DUO EXPERT (to be used only with 3M3738) - 3 Sleeves 54-78mm - Box - Wallboard	✓	✓	✓	✓	✓	✓	✓	✓	✓	✓	✓	✓	✓	✓
	<b>3M191-1</b> F345-HD Flange autocentranti a 3-4-4-6 fori ø40mm complete di anelli di centraggio Universal flange flange 3-4-5-6-holes ø38mm (set of 3) with centering rings	✓	✓	✓	✓	✓	✓	✓	✓	✓	✓	✓	✓	✓	✓
	<b>2M3481.002</b> Kit per Quads ø40mm Kit for Quads ø40mm (ø min. 85mm - max 180mm)	✓	✓	✓	✓	✓	✓	✓	✓	✓	✓	✓	✓	✓	✓
	<b>2M3528</b> Boccola conica - Serie di 5 pezzi (Solo per flange FUL-HD e F345-HD) Conical bushing set - Set of 5 (Only for FUL-HD and F345-HD)	✓	✓	✓	✓	✓	✓	✓	✓	✓	✓	✓	✓	✓	✓
	<b>2M3529</b> Dado conico per ruote in lega Serie di 5 pezzi (Solo per flange FUL-HD e F345-HD) Conical nut for alloy wheels - Set of 5 (Only for FUL-HD and F345-HD)	✓	✓	✓	✓	✓	✓	✓	✓	✓	✓	✓	✓	✓	✓

ASSETTO RUOTE  
WHEEL ALIGNMENTEQUILIBRATURA  
WHEEL BALANCINGSMONTAGGIO  
TIRE CHANGINGPEDANE E PONTI SOLLEVATORI  
LIFTERS & LIFTING PLATFORMSPRODOTTI VARI  
MISCELLANEOUS PRODUCTS

☒ Standard
 ☒ Optional
 ☐ Non applicabile / Not applicable

		V653	V648	V644	V643	V585	V555.1	V540	B441	B432	B331	B222	B212	B112	B110
	<b>3M2612.002</b> <b>SBC Set Boccole di Centraggio ø40mm</b> <i>SBC Centering Bushings kit ø40mm</i> C1 ø 58-60mm (Alfa Romeo, Fiat, Lancia, Citroen, Seat, Renault) C2 ø 56.5-57mm (Opel, Audi, BMW, VW, Seat, Chrysler) C3 ø 63.3-64mm (Ford, Rover, Honda) C4 ø 65-66.5mm (Citroen, Peugeot, Opel, Saab, Volvo, Mercedes) C5 ø 71.5-72.5mm (Porsche, BMW) C6 ø 65.8-67mm (Sport rim)	<input checked="" type="checkbox"/>	<input checked="" type="checkbox"/>	<input checked="" type="checkbox"/>	<input checked="" type="checkbox"/>	<input checked="" type="checkbox"/>	<input checked="" type="checkbox"/>	<input checked="" type="checkbox"/>	<input checked="" type="checkbox"/>	<input checked="" type="checkbox"/>	<input checked="" type="checkbox"/>	<input checked="" type="checkbox"/>	<input checked="" type="checkbox"/>	<input checked="" type="checkbox"/>	<input checked="" type="checkbox"/>
	<b>3M3135.002</b> <b>FC3 / 4 / 5 Flange di centraggio ø40mm a 3/4/5 perni (comprende 5 perni 9M3136)</b> <i>Stud Plate Centering flange ø40mm 3/4/5 holes (includes 5 pins 9M3136)</i> 3 perni/pins: ø 98 - 115 - 120 - 120,65 - 125 - 130 - 139,7 Per/for: Citroen, Daf, Ford, G.M., Isuzu, Mazda, Mitsubishi, Nissan, Opel, Peugeot, Renault, Toyota, VW 4 perni/pins: ø 98 - 100 - 101.6 - 108 - 114,3 - 120 - 130 - 140 Per/for: Alfa, Audi, BMW, Daihatsu, Fiat, Ford, Honda, Hyundai, Kia, Lada, Lancia, Lotus, Maserati, Mazda, Mitsubishi, Nissan, Opel, Peugeot, Renault, Rover, Saab, Seat, Skoda, Subaru, Suzuki, Toyota, Volvo, VW 5 perni/pins: ø 98 - 100 - 108 - 112 - 120,65 - 130 - 139,7 Per/for: Aston Martin, Audi, Chrysler, Citroen, Daihatsu, Ferrari, Ford, General Motors, Jaguar, Lada, Lancia, Maserati, Mercedes Benz, Opel, Peugeot, Porsche, Renault, Subaru, Suzuki, Toyota, Volvo, VW	<input checked="" type="checkbox"/>	<input checked="" type="checkbox"/>	<input checked="" type="checkbox"/>	<input checked="" type="checkbox"/>	<input checked="" type="checkbox"/>	<input checked="" type="checkbox"/>	<input checked="" type="checkbox"/>	<input checked="" type="checkbox"/>	<input checked="" type="checkbox"/>	<input checked="" type="checkbox"/>	<input checked="" type="checkbox"/>	<input checked="" type="checkbox"/>	<input checked="" type="checkbox"/>	<input checked="" type="checkbox"/>
	<b>3M2520.002</b> <b>FC4 / 5 Flange di centraggio ø40mm a 4/5 perni (comprende 5 perni 9M3136)</b> <i>Stud Plate Centering flange ø40mm 4/5 holes (includes 5 pins 9M3136)</i> 4 perni/pins: ø 98 - 100 - 101.6 - 108 - 114,3 - 120 - 130 - 140 Per/for: Alfa, Audi, BMW, Daihatsu, Fiat, Ford, Honda, Hyundai, Kia, Lada, Lancia, Lotus, Maserati, Mazda, Mitsubishi, Nissan, Opel, Peugeot, Renault, Rover, Saab, Seat, Skoda, Subaru, Suzuki, Toyota, Volvo, VW 5 perni/pins: ø 98 - 100 - 108 - 112 - 120,65 - 130 - 139,7 Per/for: Aston Martin, Audi, Chrysler, Citroen, Daihatsu, Ferrari, Ford, General Motors, Jaguar, Lada, Lancia, Maserati, Mercedes Benz, Opel, Peugeot, Porsche, Renault, Subaru, Suzuki, Toyota, Volvo, VW	<input checked="" type="checkbox"/>	<input checked="" type="checkbox"/>	<input checked="" type="checkbox"/>	<input checked="" type="checkbox"/>	<input checked="" type="checkbox"/>	<input checked="" type="checkbox"/>	<input checked="" type="checkbox"/>	<input checked="" type="checkbox"/>	<input checked="" type="checkbox"/>	<input checked="" type="checkbox"/>	<input checked="" type="checkbox"/>	<input checked="" type="checkbox"/>	<input checked="" type="checkbox"/>	<input checked="" type="checkbox"/>
	<b>9M3136</b> <b>Perni ø 24 mm, lunghezza 82,5 mm serie di 5 pezzi</b> (Solo per flange FC3, FC4 e FC5) <i>Pins ø 24 mm, long 82,5 mm - set of 5 (Only for flange FC3, FC4 e FC5)</i>	<input checked="" type="checkbox"/>	<input checked="" type="checkbox"/>	<input checked="" type="checkbox"/>	<input checked="" type="checkbox"/>	<input checked="" type="checkbox"/>	<input checked="" type="checkbox"/>	<input checked="" type="checkbox"/>	<input checked="" type="checkbox"/>	<input checked="" type="checkbox"/>	<input checked="" type="checkbox"/>	<input checked="" type="checkbox"/>	<input checked="" type="checkbox"/>	<input checked="" type="checkbox"/>	<input checked="" type="checkbox"/>
	<b>9M3136-1</b> <b>Perni ø22 mm, lunghezza 70 mm Serie di 5 pezzi</b> (Solo per flange FC3, FC4 e FC5) <i>Pins ø22 mm, long 70 mm - Set of 5 (Only for flange FC3, FC4 e FC5)</i>	<input checked="" type="checkbox"/>	<input checked="" type="checkbox"/>	<input checked="" type="checkbox"/>	<input checked="" type="checkbox"/>	<input checked="" type="checkbox"/>	<input checked="" type="checkbox"/>	<input checked="" type="checkbox"/>	<input checked="" type="checkbox"/>	<input checked="" type="checkbox"/>	<input checked="" type="checkbox"/>	<input checked="" type="checkbox"/>	<input checked="" type="checkbox"/>	<input checked="" type="checkbox"/>	<input checked="" type="checkbox"/>
	<b>9M3136-2</b> <b>Perni ø24 mm, lunghezza 100 mm Serie di 5 pezzi</b> (Solo per flange FC3, FC4 e FC5) <i>Pins ø24 mm, long 100 mm - Set of 5 (Only for flange FC3, FC4 e FC5)</i>	<input checked="" type="checkbox"/>	<input checked="" type="checkbox"/>	<input checked="" type="checkbox"/>	<input checked="" type="checkbox"/>	<input checked="" type="checkbox"/>	<input checked="" type="checkbox"/>	<input checked="" type="checkbox"/>	<input checked="" type="checkbox"/>	<input checked="" type="checkbox"/>	<input checked="" type="checkbox"/>	<input checked="" type="checkbox"/>	<input checked="" type="checkbox"/>	<input checked="" type="checkbox"/>	<input checked="" type="checkbox"/>
	<b>9M3136-3</b> <b>Perni ø24 mm, lunghezza 92 mm per cerchi in lega Porsche - Serie di 5 pezzi</b> (Solo per flange FC3, FC4 e FC5) <i>Pins ø24 mm, long 92 mm for Porsche alloy rim - Set of 5 (Only for flange FC3, FC4 e FC5)</i>	<input checked="" type="checkbox"/>	<input checked="" type="checkbox"/>	<input checked="" type="checkbox"/>	<input checked="" type="checkbox"/>	<input checked="" type="checkbox"/>	<input checked="" type="checkbox"/>	<input checked="" type="checkbox"/>	<input checked="" type="checkbox"/>	<input checked="" type="checkbox"/>	<input checked="" type="checkbox"/>	<input checked="" type="checkbox"/>	<input checked="" type="checkbox"/>	<input checked="" type="checkbox"/>	<input checked="" type="checkbox"/>
	<b>9M3136-4</b> <b>Perni ø24 mm, lunghezza 92 mm Serie di 5 pezzi</b> (Solo per flange FC3, FC4 e FC5) <i>Pins ø24 mm, long 92 mm - Set of 5 (Only for flange FC3, FC4 e FC5)</i>	<input checked="" type="checkbox"/>	<input checked="" type="checkbox"/>	<input checked="" type="checkbox"/>	<input checked="" type="checkbox"/>	<input checked="" type="checkbox"/>	<input checked="" type="checkbox"/>	<input checked="" type="checkbox"/>	<input checked="" type="checkbox"/>	<input checked="" type="checkbox"/>	<input checked="" type="checkbox"/>	<input checked="" type="checkbox"/>	<input checked="" type="checkbox"/>	<input checked="" type="checkbox"/>	<input checked="" type="checkbox"/>


✓ Standard    ✓ Optional    ✗ Non applicabile / Not applicable

		V653	V648	V644	V643	V585	V555.1	V540	B441	B432	B331	B222	B212	B112	B110
	<b>3M3043</b> Kit distanziatore per HD PL Spacer kit for HD PL	✓	✓	✓	✓	✓	✓	✓	✓	✓	✓	✓	✓	✓	✓
	<b>a) 2M2144.40</b> Attacco filettato 210mm ø40mm Shaft 210 mm ø40mm	✓	✓	✓	✓	✓	✓	✓	✓	✓	✓	✓	✓	✓	✓
	<b>b) 2M2144-3.40</b> Attacco filettato 225mm ø40mm Shaft 225 mm ø40mm	✓	✓	✓	✓	✓	✓	✓	✓	✓	✓	✓	✓	✓	✓
	<b>3M3205.002</b> Albero innesto rapido (170mm) Quick release shaft 170 mm	✓	✗	✗	✗	✗	✗	✗	✓	✗	✗	✗	✗	✗	✗

## Adattatori Moto / Moto Adapters

	<b>3M671.002</b> AMSF-HD Pro Bike-2 Albero motocicli (1 albero 14 mm + adattatori + 4 coni diametro min-max 14-33mm) (ø esterno ruota min-max 400-790mm) AMSF-HD Pro Bike Motorcycles adapter (1 shaft 14 mm + adapters + 4 cones diameter min-max 14-33mm) (external wheel diameter min-max 400-790mm)	✓	✓	✓	✓	✓	✓	✓	✓	✓	✓	✓	✓	✓	✓
	<b>2M3338</b> AMSF-10 Kit Albero 10 mm + adattatori + 2 coni ø min-max 10-22mm (solo x 3M671 ProBike 2) AMSF-10 Kit for 10 mm shaft + adapters + 2 cones ø min-max 10-22mm (only for 3M671 ProBike 2)	✓	✓	✓	✓	✓	✓	✓	✓	✓	✓	✓	✓	✓	✓
	<b>2M3339</b> AMSF-18 Kit Albero 18 mm + adattatori + 2 coni ø min-max 18-28mm (solo x 3M671 ProBike 2) AMSF-18 Kit for 18 mm shaft + adapters + 2 cones ø min-max 18-28mm (only for 3M671 ProBike 2)	✓	✓	✓	✓	✓	✓	✓	✓	✓	✓	✓	✓	✓	✓
	<b>3M1092-8</b> AMSF-HD TS	✓	✓	✓	✓	✓	✓	✓	✓	✓	✓	✓	✓	✓	✓

## Varie / Miscellaneous

	<b>9M4012</b> Sollevatore pneumatico (peso max. ruota kg. 70) Pneumatic lifter (max weight wheel kg. 70)	✓	✓	✓	✓	✓	✓	✓	✓	✓	✓	✗	✗	✗	✗
--	--	---	---	---	---	---	---	---	---	---	---	---	---	---	---

ASSETTO RUOTE  
WHEEL ALIGNMENTEQUILIBRATURA  
WHEEL BALANCINGSMONTAGGIO  
TIRE CHANGINGPEDANE E PONTI SOLLEVATORI  
LIFTERS & LIFTING PLATFORMSPRODOTTI VARI  
MISCELLANEOUS PRODUCTS

# ACCESSORI / ACCESSORIES

## EQUILIBRATRICI AUTO CAR WHEEL BALANCERS

☒ Standard
 ☒ Optional
 ☐ Non applicabile / Not applicable

		V653	V648	V644	V643	V585	V555.1	V540	B441	B432	B331	B222	B212	B112	B110
	<b>9M1343</b> Pinza per piombi standard Wheel Balancing Weight Pliers	<input checked="" type="checkbox"/>	<input checked="" type="checkbox"/>	<input checked="" type="checkbox"/>	<input checked="" type="checkbox"/>	<input checked="" type="checkbox"/>	<input checked="" type="checkbox"/>	<input checked="" type="checkbox"/>	<input checked="" type="checkbox"/>	<input checked="" type="checkbox"/>	<input checked="" type="checkbox"/>	<input checked="" type="checkbox"/>	<input checked="" type="checkbox"/>	<input checked="" type="checkbox"/>	<input checked="" type="checkbox"/>
	<b>9M3223</b> Spatola per rimuovere i piombi adesivi Adhesive Balance Weight Remover	<input checked="" type="checkbox"/>	<input checked="" type="checkbox"/>	<input checked="" type="checkbox"/>	<input checked="" type="checkbox"/>	<input checked="" type="checkbox"/>	<input checked="" type="checkbox"/>	<input checked="" type="checkbox"/>	<input checked="" type="checkbox"/>	<input checked="" type="checkbox"/>	<input checked="" type="checkbox"/>	<input checked="" type="checkbox"/>	<input checked="" type="checkbox"/>	<input checked="" type="checkbox"/>	<input checked="" type="checkbox"/>
	<b>3M3028</b> Base B201-B210-B212-B222 Base per evitare il fissaggio a terra (completa di bulloni di accoppiamento alla macchina) - Peso netto kg. 25 Base for B201-210-212-222 Basement for wheel balancer (complete with bolts) - Net weight kg. 25	<input type="checkbox"/>	<input type="checkbox"/>	<input type="checkbox"/>	<input type="checkbox"/>	<input type="checkbox"/>	<input type="checkbox"/>	<input checked="" type="checkbox"/>	<input type="checkbox"/>	<input type="checkbox"/>	<input type="checkbox"/>	<input checked="" type="checkbox"/>	<input checked="" type="checkbox"/>	<input type="checkbox"/>	<input type="checkbox"/>
	<b>4M3233</b> Base per V65x / B441 Base per aumentare l'altezza delle equilibratrici ribaltabili (80mm) (completa di bulloni di accoppiamento alla macchina) Base for V65x / B441 Basement for tilting wheel balancers to increase height (80mm) (complete with bolts)	<input checked="" type="checkbox"/>	<input type="checkbox"/>	<input type="checkbox"/>	<input type="checkbox"/>	<input type="checkbox"/>	<input type="checkbox"/>	<input type="checkbox"/>	<input checked="" type="checkbox"/>	<input type="checkbox"/>	<input type="checkbox"/>	<input type="checkbox"/>	<input type="checkbox"/>	<input type="checkbox"/>	<input type="checkbox"/>
	<b>3M3472</b> Base per B331, B432, V555, V585, V643 Base per aumentare l'altezza delle equilibratrici (50mm) (completa di bulloni di accoppiamento alla macchina) Base for B331, B432, V555, V585, V643 Basement for wheel balancers to increase height (50mm) (complete with bolts)	<input type="checkbox"/>	<input checked="" type="checkbox"/>	<input checked="" type="checkbox"/>	<input checked="" type="checkbox"/>	<input checked="" type="checkbox"/>	<input checked="" type="checkbox"/>	<input checked="" type="checkbox"/>	<input type="checkbox"/>	<input checked="" type="checkbox"/>	<input checked="" type="checkbox"/>	<input type="checkbox"/>	<input type="checkbox"/>	<input type="checkbox"/>	<input type="checkbox"/>
	<b>3EC575</b> Cavo presa accendisigari (solo per equilibratrici a lancio manuale) 12V power cable (only for manual spin wheel balancers)	<input type="checkbox"/>	<input type="checkbox"/>	<input type="checkbox"/>	<input type="checkbox"/>	<input type="checkbox"/>	<input type="checkbox"/>	<input type="checkbox"/>	<input type="checkbox"/>	<input type="checkbox"/>	<input type="checkbox"/>	<input type="checkbox"/>	<input type="checkbox"/>	<input type="checkbox"/>	<input checked="" type="checkbox"/>