












☒ Standard
 ☒ Optional
 ☒ Non applicabile / Not applicable

		RGU600E	RGU568E	RGU566E	RGU56E.XL	RGU267E	RGU267-ECO	RGU264E	RGU264E-T	RGU2671
	<b>SA033</b> Coppia di morsetti con vite per stallonatura contemporanea di cerchio e cerchietto. (escluso RGU267.ECO) <i>Pair of screw clamps for contemporaneous bead breaking of rim and rim ring (not for RGU267.ECO)</i>	X	<input checked="" type="checkbox"/>	<input checked="" type="checkbox"/>	<input checked="" type="checkbox"/>	<input checked="" type="checkbox"/>	X	<input checked="" type="checkbox"/>	<input checked="" type="checkbox"/>	<input checked="" type="checkbox"/>
	<b>SA024</b> Pinza per cerchi in lega (escluso RGU264E-T, RGU267.ECO) <i>Gripper for alloy rims (not for RGU264E-T, RGU267.ECO)</i>	X	<input checked="" type="checkbox"/>	<input checked="" type="checkbox"/>	<input checked="" type="checkbox"/>	X	X	<input checked="" type="checkbox"/>	X	<input checked="" type="checkbox"/>
	<b>SA062</b> Protezioni per cerchi in lega (escluso RGU264E, RGU264E-T, RGU267.ECO) <i>Set of jaws protections for alloy rims (not for RGU264E, RGU264E-T, RGU267.ECO)</i>	X	<input checked="" type="checkbox"/>	<input checked="" type="checkbox"/>	<input checked="" type="checkbox"/>	X	X	X	X	X
	<b>SA076</b> Protezioni per cerchi in lega (solo per RGU600E) <i>Set of jaws protections for alloy rims (only for RGU600E)</i>	<input checked="" type="checkbox"/>	X	X	X	X	X	X	X	X
	<b>SA065</b> Prolunghe bloccaggio 47"-56" (solo per RGU56E.XL, RGU566E e RGU568E dal 01/01/2012) <i>Set of 4 jaw-extensions, for 47"-56" locking (only for RGU56E.XL, RGU566E and RGU568E after 01/01/2012)</i>	X	<input checked="" type="checkbox"/>	<input checked="" type="checkbox"/>	<input checked="" type="checkbox"/>	X	X	X	X	X
	<b>SA071</b> Prolunghe bloccaggio 42"-60" (solo per RGU600E) <i>Set of 4 jaw-extensions, for 42"-60" locking (only for RGU600E)</i>	<input checked="" type="checkbox"/>	X	X	X	X	X	X	X	X
	<b>SA079</b> Adattatori ad aderenza maggiorata (solo per RGU600E) <i>Adapters with increased adherence (only for RGU600E)</i>	<input checked="" type="checkbox"/>	X	X	X	X	X	X	X	X
	<b>SA080</b> Premi tallone pneumatico (solo per RGU600E) <i>Pneumatic bead pushing device (only for RGU600E)</i>	<input checked="" type="checkbox"/>	X	X	X	X	X	X	X	X
	<b>SA029</b> Leva alzatalloni Agri (escluso RGU267.ECO) <i>Bead guiding lever for agricultural vehicle tires (not for RGU267.ECO)</i>	X	<input checked="" type="checkbox"/>	<input checked="" type="checkbox"/>	<input checked="" type="checkbox"/>	X	X	X	X	X
	<b>SA030</b> Rullo Tubeless (escluso RGU264E, RGU264E-T, RGU 267E, RGU267.ECO) <i>Roller for tubeless tires (not for RGU264E, RGU264E-T, RGU267E, RGU267.ECO)</i>	X	<input checked="" type="checkbox"/>	<input checked="" type="checkbox"/>	<input checked="" type="checkbox"/>	X	X	X	X	X
	<b>SA244</b> Rullo aggiuntivo per montaggio / smontaggio ruote tubeless (solo per RGU264E, RGU267E) <i>Roller for tubeless tires, WITHOUT tool holding arm (only for RGU264E, RGU267E)</i>	X	X	X	X	<input checked="" type="checkbox"/>	X	<input checked="" type="checkbox"/>	X	X

☒ Standard
 ☒ Optional
 ☒ Non applicabile / Not applicable

		RGU600E	RGU568E	RGU566E	RGU56E-XL	RGU267E	RGU267-ECO	RGU264E	RGU264E-T	RGU2671
<div>  <p><b>SA250</b> Rullo aggiuntivo per montaggio / smontaggio ruote tubeless (solo per RGU267ECO) <i>Roller for tubeless tires, WITHOUT tool holding arm (only for RGU267ECO)</i></p> </div>		X	X	X	X	X	<input checked="" type="checkbox"/>	X	X	X
	<div>  <p><b>SA249</b> Flangia speciale per ruotone (solo per RGU264E) <i>Special flange for large wheels (only for RGU264E)</i></p> </div>	X	X	X	X	X	X	<input checked="" type="checkbox"/>	X	X
	<div>  <p><b>SA206</b> Utensile doppio tradizionale per montaggio / smontaggio universale. Completo di leva alzatalloni e leva per cerchi (solo per RGU264E-T) <i>Traditional universal double tool for mounting/demounting tubeless and/or tube tires. Complete with bead-lifting lever and rim ring lever. (only for RGU264E-T)</i></p> </div>	X	X	X	X	X	X	X	<input checked="" type="checkbox"/>	X
	<div>  <p><b>SA205</b> Rullo aggiuntivo per montaggio / smontaggio ruote tubeless. completo di braccio porta utensile (solo per RGU264E-T) <i>Additional roller for mounting/demounting tubeless tires. Complete with tool-holding arm. (only for RGU264E-T)</i></p> </div>	X	X	X	X	X	X	X	<input checked="" type="checkbox"/>	X
	<div>  <p><b>SA207</b> Utensile doppio con leva. (solo per RGU.2671) <i>Double tool with lever Complete with tool-holding arm. (only for RGU.2671)</i></p> </div>	X	X	X	X	X	X	X	X	<input checked="" type="checkbox"/>
	<div>  <p><b>SA283</b> Kit radiocomando monocanale. (solo per RGU566E) <i>Kit remote control wireless single channel. (only for RGU566E)</i></p> </div>	X	X	<input checked="" type="checkbox"/>	X	X	X	X	X	X
	<div>  <p><b>SA284</b> Kit radiocomando monocanale. (solo per RGU568E) <i>Kit remote control wireless single channel. (only for RGU568E)</i></p> </div>	X	<input checked="" type="checkbox"/>	X	X	X	X	X	X	X
	<div>  <p><b>SA053</b> Kit distanziali supp. griffe (set di 4 pezzi) (escluso RGU264E, RGU267.ECO) <i>Kit spacers claw (set of 4 pieces) (not for RGU264E, RGU267.ECO)</i></p> </div>	X	<input checked="" type="checkbox"/>	<input checked="" type="checkbox"/>	<input checked="" type="checkbox"/>	<input checked="" type="checkbox"/>	X	X	<input checked="" type="checkbox"/>	<input checked="" type="checkbox"/>

ASSETTO RUOTE  
WHEEL ALIGNMENT

EQUILIBRATURA  
WHEEL BALANCING

SMONTAGOMME  
TIRE CHANGING

PEDANE E PONTI SOLLEVATORI  
LIFTERS & LIFTING PLATFORMS

PRODOTTI VARI  
MISCELLANEOUS PRODUCTS