

Foot operated workshop presses 40 - 50 tons



Keyword:
Compac FP 50



Moveable cylinder.

Very long stroke of 300 mm.

Hard chrome piston.

Two V-blocks.

Pressure gauge.

Fast and safe adjustment of the press table height, using a braked winch.

Fast air return.
Air connection required.

Foot operated, two-speed pump for fast approach of the piston to the working area.

Accessories

61240



Shelves for storing.
(Excl. accessories shown on picture)



FP 40
FP 50

Foot operated for hands-free operation under load and return.




Fast and safe adjustment of the press table height.

7

9


	Model	Max (Ton)	(mm/stroke)	A (mm)	B (mm)	C (mm)	D (mm)	E (mm)	F (mm)	G (mm)	H (mm)	I (mm)	Kg
⑥	HP 40	40	6,7/0,7	840	840	200	300	125	60	1830	1350	620	315
⑦	FP 40	40	6,7/0,7	840	840	200	300	125	60	1830	1350	620	323
⑧	HP 50	50	6,7/0,7	840	840	200	300	125	60	1830	1350	620	315
⑨	FP 50	50	6,7/0,7	840	840	200	300	125	60	1830	1350	620	323
⑩	HP 60	60	3,8/0,4	850	1000	255	300	160	80	1980	1540	680	620
⑪	HP 70	70	3,8/0,4	850	1000	255	300	160	80	1980	1540	680	620
⑫	HP 100	100	3,4/0,3	900	1025	300	320	220	100	2150	1620	860	910

Hand operated workshop presses 40 - 100 tons



Accessories

61100



Press plate.



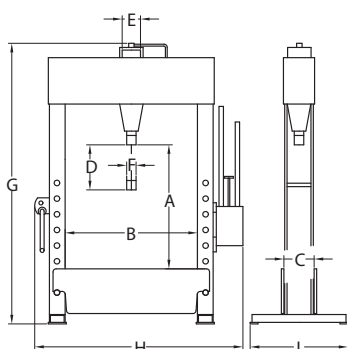
Press punches.
(7 pieces, Ø12, 16, 18, 20, 22, 25, 30)



Bearing removal kit.
(4 pieces, Ø64, 67, 72, 75)



Factory mounted winch for HP 100.



Fast and safe adjustment of the press table height. (6 - 11)

Winch is available for HP 100 as a factory mounted accessory.



Moveable cylinder. (6 - 11)

*Moveable cylinder is available for HP 100 as a factory mounted accessory.



Electro-hydraulic workshop presses with single acting cylinder 40 - 60 ton



Single acting cylinder: One-way pressing action for where heavy tooling is not to be mounted on the piston.



Keyword:
Compac EP 40



Very long stroke of 300 mm.

Moveable cylinder.

Hard chrome piston.

Two V-blocks.

Fast and safe adjustment of the press table height, using a braked winch.

Pressure gauge.

A 90° hinged pump unit enables easier insertion of longer work-pieces. (Excl. EP 100 D)

A 90° hinged pump unit enables easier insertion of longer work-pieces.

Multi-adjustable pressure valve.

Moveable cylinder.

13 14



	Model	Max (Ton)	(mm/ sek)	(træk/ ton)	A (mm)	B (mm)	C (mm)	D (mm)	E (mm)	F (mm)	G (mm)	H (mm)	I (mm)	Kg	Kw
13	EP 40	40	10,0	-	840	840	200	300	125	60	1830	1450	620	345	2,2
14	EP 60	60	10,0/5,0	-	850	1000	255	300	160	80	1980	1760	680	670	2,2
15	EP 40 D	40	10,0	6	810	840	200	300	125	60	1940	1450	620	355	2,2
16	EP 60 D	60	10,0/5,0	6	820	1000	255	300	160	80	1980	1640	680	717	2,2
17	EP 100 D	100	10,0/1,4	4	900	1025	300	320	220	100	2150	1620	860	910	2,2

EP 40 D = Electro hydraulic Press. EP 40 D = Capacity 40 tons. EP 40 D = Double acting cylinder.

Electro-hydraulic workshop presses with double acting cylinder 40 - 100 ton



Double acting cylinder:
Featuring both pressing and pulling facilities.

*Moveable cylinder.
Excl. EP 100 D.*

**(Moveable cylinder is available
for EP 100 D as a factory
mounted accessory.)*

*Very long stroke
of 300 mm.*

Hard chrome piston.

*Flange for fitting
of tooling.*

Two V-blocks.

*Fast and safe
adjustment of the
press table height,
using a braked winch.
(Height adjustment on
EP 100D with chains
attached to the piston.
Winch is available for
EP 100D as a factory
mounted accessory.)*




15 16

*Multi-adjustable
pressure valve.*

*A 90° hinged pump unit
enables easier insertion
of longer work-pieces.
(Excl. EP 100 D)*

Accessories

61100



Press plate.

Model

13	61216
14	61228
15	61216
16	61228
17	61231



Press punches.
(7 pieces, Ø12, 16, 18,
20, 22, 25, 30)

Model

13	61218
14	61229
15	61218
16	61229
17	61232



Bearing removal kit.
(4 pieces, Ø64, 67, 72, 75)

52012



Winch.

**EP 100 D uses chains
attached to the piston.
The winch is available
for the EP 100 D as a
factory mounted
accessory.*

