


Foot operated workshop presses 16 - 25 tons



Keyword:
Compac FP 25



Accessories

61240



Shelves for storing.
(Excl. accessories shown on picture)



Foot operated air approach feature.
(FP 20 / FP25)

2 4


	Model	Max (Ton)	(mm/stroke)	A (mm)	B (mm)	C (mm)	D (mm)	E (mm)	F (mm)	G (mm)	H (mm)	I (mm)	Kg
①	FP 16	16	6,0/2,0	1200	550	140	150	65	40	1780	850	600	125
②	FP 20	20	9,0/3,0	830	600	140	240	90	50	1850	880	520	145
③	HP 20	20	9,0/3,0	830	600	140	240	90	50	1850	880	520	144
④	FP 25	25	9,0/3,0	830	600	140	240	90	50	1850	880	520	148
⑤	HP 25	25	9,0/3,0	830	600	140	240	90	50	1850	880	520	147

Hand operated workshop presses 20 - 25 tons



Accessories

61100



Press plate.

Model


- | | |
|---|-------|
| ① | 61219 |
| ② | 61216 |
| ③ | 61216 |
| ④ | 61216 |
| ⑤ | 61216 |



Press punches.
(7 pieces, Ø12, 16, 18, 20, 22, 25, 30)

Model

- | | |
|---|-------|
| ① | 61220 |
| ② | 61218 |
| ③ | 61218 |
| ④ | 61218 |
| ⑤ | 61218 |

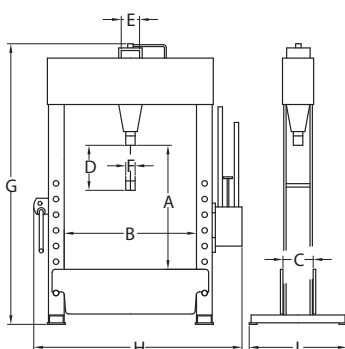


Bearing removal kit.
(4 pieces, Ø64, 67, 72, 75)

52010



Winch.
(Factory mounted)
Available for
FP20/HP20/FP25/HP25



Heavy duty
fully welded
structure in
high quality
steel.



Moveable
cylinder.

